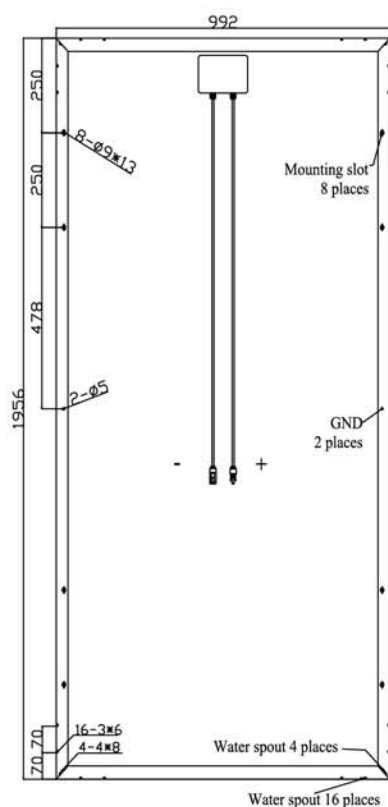



# 310 W Maximum Power

High Efficiency Mono-crystalline  
Solar Module



## BENEFITS

- High and stable conversion efficiency based on over 10 years professional experience
- High reliability with guaranteed 0 - + 3 % output power tolerance
- Proven materials, tempered front glass and a sturdy anodized aluminum frame allow modules to operate reliably in multiple mountly configuration
- Combination of high efficiency and attractive appearance

## QUALITY AND SAFETY

- 25-year output power warranty
- ISO9001: 2008, ISO14001, ISO18001 certified factory
- IEC 61215, Safety tested IEC 61730, CE
- Product Liability Insurance guarantee end users' benefit
- Hail impact: 277 g steel ball falling from 1 m height, 60 m/s wind speed increased snow load according to IEC 61215: up to 5400 N/m<sup>2</sup> wind load and suction according to IEC 61215: up to 2400 N/m<sup>2</sup>

## TEMPERATURE COEFFICIENTS

Temperature coefficients		at 1000 W/m <sup>2</sup> , 25 °C, air mass: 1.5
Voltage coefficient ( $V_{oc}$ )	$\beta$	- 0.32 %/K
Current coefficient ( $I_{sc}$ )	$\alpha$	+ 0.05 %/K
Power coefficient ( $P_{mpp}$ )	$\gamma$	- 0.43 %/K
Minimum power tolerance		0 - + 3 %



**SunLink PV Technology Co., Ltd.**  
 Nanyuan Road, Zhangjiagang Economic Development Zone,  
 Jiangsu Province, 215600, China.  
 Tel: +86-512-58166568 58166566  
 Fax: +86-512-58166560  
 www.sunlink-pv.com

# 310 W Maximum Power



## TECHNICAL DATA

Solar cell	72 mono-crystalline 156 × 156 mm
Front glass	4.0 mm tempered glass
Junction box	IP65 rated
Bypass-diodes	6 pieces
Output cables	1200 mm length cable, compatible with MC IV connectors
Frame	anodized aluminium
Weight	27 kg
Dimensions	1956 × 992 × 45 mm

## ELECTRICAL DATA

Module Type	SL280-24M310	SL280-24M305	SL280-24M300	SL280-24M295	SL280-24M290
Nominal peak power ( $P_{max}$ )	310 W	305 W	300 W	295 W	290 W
Nominal voltage ( $V_{mpp}$ )	36.4 V	36.3 V	36.2 V	36.1 V	36.0 V
Nominal current ( $I_{mpp}$ )	8.52 A	8.40 A	8.28 A	8.17 A	8.05 A
Open circuit voltage ( $V_{oc}$ )	45.2 V	45.1 V	45.0V	44.9 V	44.8 V
Short circuit current ( $I_{sc}$ )	9.40 A	9.26 A	9.13A	9.05 A	9.0 A
Module efficiency	16.0 %	15.7 %	15.4 %	15.2 %	14.9 %
Operating Temperatre	- 40 to + 85 °C	- 40 to + 85 °C	- 40 to + 85 °C	- 40 to + 85 °C	- 40 to + 85 °C
Maximum System Voltage	1000 V DC	1000 V DC	1000 V DC	1000 V DC	1000 V DC

STC: Irradiation: 1000 W/m<sup>2</sup>, module temperature: 25 °C, air mass: 1.5 (EN 60904-3)

Maximum power ( $P_{max}$ )	223 W	220 W	216 W	213 W	209 W
Nominal voltage ( $V_{mpp}$ )	34.9 V	34.8 V	34.7 V	34.6 V	34.5 V
Nominal current ( $I_{mpp}$ )	6.39 A	6.32 A	6.23 A	6.15 A	6.06 A
Open circuit voltage ( $V_{oc}$ )	41.7 V	41.6 V	41.5 V	41.4 V	41.3 V
Short circuit current ( $I_{sc}$ )	7.00 A	6.90 A	6.80 A	6.74 A	6.70 A

NOCT: Irradiation: 800 W/m<sup>2</sup>, module temperature: 45 °C, air mass: 1.5

Performance under weak light conditions (200 W/m<sup>2</sup>) EN60904-1, 95.3 % or higher of the STC efficiency (1000 W/m<sup>2</sup>) is achieved

## PACKING CONFIGURATION

Container	40' HC
Pieces per pallet	22
Pallets per container	22
Pieces per container	484

## WARRANTY AND CERTIFICATIONS

Warranty	12 years workmanship 12 years 90 % of the nominal power warranty 25 years 80 % of the nominal power warranty
Certifications	IEC 61215, Safety tested IEC 61730 part 2, CE

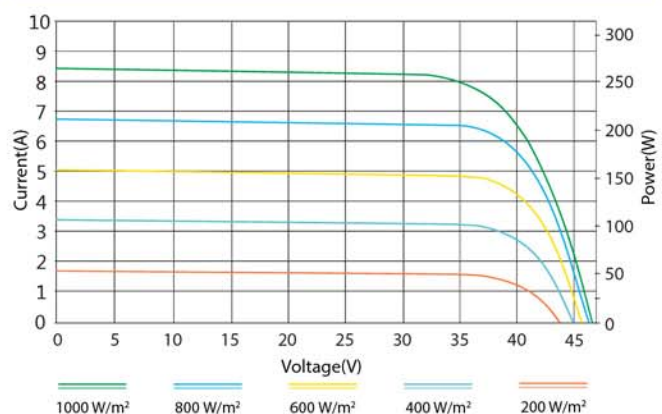
CAUTION: Read Safety And Installation.Instructions Before Using The Product.

© January 2014 SunLink PV Technology Co., Ltd. All rights reserved.

Specifications included in this datasheet are subject to change without notice.

♻️ Printed on recycled paper.

## Current-Voltage & Power-Voltage Curve (SL280-24M285)



SunLink PV APPOINTED DEALER