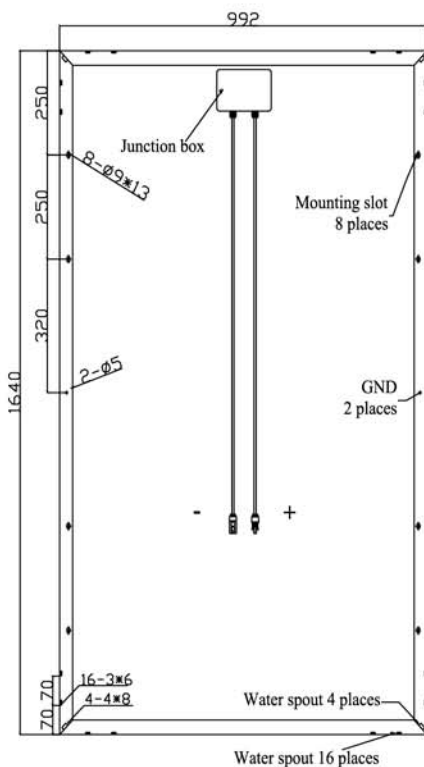



260 W Maximum Power

High Efficiency Mono-crystalline
Solar Module



BENEFITS

- High and stable conversion efficiency based on over 10 years professional experience
- High reliability with guaranteed 0 - +3 % output power tolerance
- Proven materials, tempered front glass and a sturdy anodized aluminum frame allow modules to operate reliably in multiple mountily configuration
- Combination of high efficiency and attractive appearance

QUALITY AND SAFETY

- 25-year output power warranty
- ISO9001: 2008, ISO14001, ISO18001 certified factory
- IEC 61215, Safety tested IEC 61730, CE
- Product Liability Insurance guarantee end users' benefit
- Hail impact: 277 g steel ball falling from 1 m height, 60 m/s wind speed increased snow load according to IEC 61215: up to 5400 N/m² wind load and suction according to IEC 61215: up to 2400 N/m²

TEMPERATURE COEFFICIENTS

Temperature coefficients		at 1000 W/m ² , 25 °C, air mass: 1.5
Voltage coefficient (V_{oc})	β	- 0.32 %/K
Current coefficient (I_{sc})	α	+ 0.05 %/K
Power coefficient (P_{mpp})	γ	- 0.43 %/K
Minimum power tolerance		0 - + 3 %



SunLink PV Technology Co., Ltd.

Nanyuan Road, Zhangjiagang Economic Development Zone,
Jiangsu Province, 215600, China.

Tel: +86-512-58166568 58166566

Fax: +86-512-58166560

www.sunlink-pv.com

260 W Maximum Power



TECHNICAL DATA

Solar cell	60 mono-crystalline 156 × 156 mm
Front glass	3.2 mm tempered glass
Junction box	IP 65 rated
Bypass-diodes	6 pieces
Output cables	1000 mm length cable, compatible with MC IV connectors
Frame	anodized aluminium
Weight	19 kg
Dimensions	1640 × 992 × 40 mm

ELECTRICAL DATA

Module Type	SL220-20M260	SL220-20M255	SL220-20M250	SL220-20M245
Nominal peak power (P_{max})	260 W	255 W	250 W	245 W
Nominal voltage (V_{mpp})	30.9 V	30.7 V	30.5 V	30.3 V
Nominal current (I_{mpp})	8.41 A	8.30 A	8.20 A	8.08 A
Open circuit voltage (V_{oc})	37.3 V	37.3 V	37.3 V	37.2 V
Short circuit current (I_{sc})	9.01 A	8.90 A	8.79 A	8.66 A
Module efficiency	16.0 %	15.7 %	15.4 %	15.0 %
Operating Temperature	- 40 to + 85 °C	- 40 to + 85 °C	- 40 to + 85 °C	- 40 to + 85 °C
Maximum System Voltage	1000 V DC	1000 V DC	1000 V DC	1000 V DC

STC: Irradiation: 1000 W/m², module temperature: 25 °C, air mass: 1.5 (EN 60904-3)

Maximum power (P_{max})	187 W	184 W	180 W	176 W
Nominal voltage (V_{mpp})	29.6 V	29.4 V	29.2 V	29.0 V
Nominal current (I_{mpp})	6.33 A	6.25 A	6.17 A	6.08 A
Open circuit voltage (V_{oc})	34.4 V	34.4 V	34.4 V	34.3 V
Short circuit current (I_{sc})	6.71 A	6.63 A	6.55 A	6.45 A

NOCT: Irradiation: 800 W/m², module temperature: 45 °C, air mass: 1.5
 Performance under weak light conditions (200 W/m²) EN60904-1, 95.3 % or higher of the STC efficiency (1000 W/m²) is achieved

PACKING CONFIGURATION

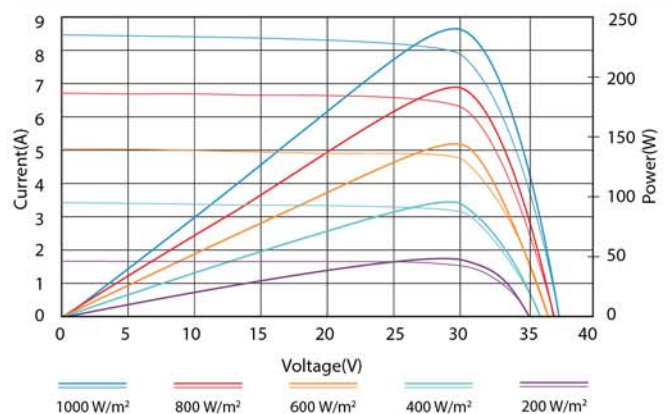
Container	20' GP	40' GP	40' HC
Pieces per pallet	22	22	23
Pallets per container	12	28	28
Pieces per container	264	616	644

WARRANTY AND CERTIFICATIONS

Warranty	12 years workmanship 12 years 90 % of the nominal power warranty 25 years 80 % of the nominal power warranty
Certifications	IEC 61215, Safety tested IEC 61730 part 2, CE

CAUTION: Read Safety And Installation Instructions Before Using The Product.
 © January 2014 SunLink PV Technology Co., Ltd. All rights reserved.
 Specifications included in this datasheet are subject to change without notice.
 ♻️ Printed on recycled paper.

Current-Voltage & Power-Voltage Curve (SL220-20M245)



SunLink PV APPOINTED DEALER